

DC 175s

GEL DEEP CYCLE

12V | 175Ah | 100h



Electrical Specifications

| | |
|--|--|
| Nominal voltage | 12V |
| Capacity (25°C) | 175Ah at C ₁₀₀ |
| Internal resistance (25°C) | 3.4mΩ |
| Temperature effect on capacity | 104% at 40°C 100% at 25°C 83% at 0°C 65% at -15°C |
| Residual capacity after storage (25°C) | 3 months: 91% 6 months: 82% 12 months: 65% |
| Constant charging voltage Cycle (25°C) | 14.4 V (initial charging current < 45A) |
| Float charge voltage (25°C) | 13.6 to 13.8V |

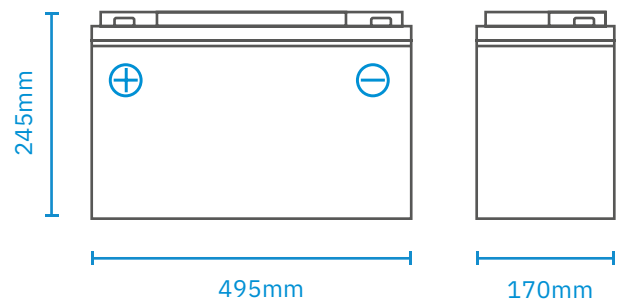
Discharge Specifications

| | |
|----------------------------------|---|
| Capacity C ₁₀₀ | 175Ah |
| Capacity C ₂₀ | 150Ah |
| Capacity C ₁₀ | 131Ah |
| Capacity C ₅ | 117Ah |
| Capacity C ₃ | 113Ah |
| Discharge current testing (25°C) | 1h rate (82.5A) : 83Ah 3h rate (37.5A) : 113Ah |

Mechanical Specifications

| | |
|--------------------------|-------------------|
| Measurements (L × W × H) | 495 × 170 × 245mm |
| Approx. weight | 43.2kg |
| Terminal type | T3 |

Measurements



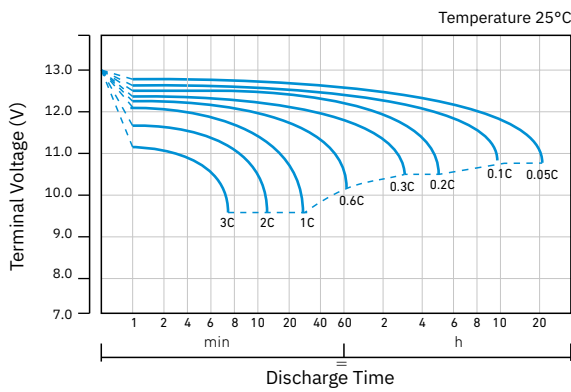
Constant Current Discharge Characteristics (A) 25°C

| F.V. / Time | 10 min | 15 min | 30 min | 60 min | 2 h | 3 h | 5 h | 8 h | 10 h | 20 h |
|--------------|--------|--------|--------|--------|------|------|------|------|------|------|
| 9.60V | 267.3 | 158.4 | 96.5 | 54.3 | 39.2 | 31.1 | 27.3 | 18.1 | 15.1 | 7.9 |
| 10.2V | 256.4 | 152.5 | 92.7 | 53.5 | 38.6 | 30.7 | 26.9 | 17.9 | 15.1 | 7.8 |
| 10.5V | 251.5 | 148.5 | 90.8 | 53.0 | 38.2 | 30.5 | 26.6 | 17.8 | 15.0 | 7.7 |
| 10.8V | 243.5 | 144.5 | 88.0 | 52.4 | 37.8 | 29.5 | 26.4 | 17.8 | 15.0 | 7.7 |

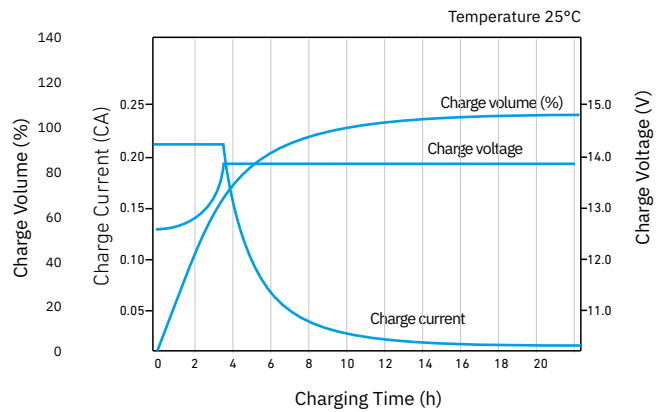
Constant Power Discharge Characteristics 25°C

| F.V. / Time | 10 min | 15 min | 30 min | 60 min | 2 h | 3 h | 5 h | 8 h | 10 h | 20 h |
|--------------|--------|--------|--------|--------|-------|-------|-------|-------|-------|------|
| 9.60V | 2935.4 | 1777.1 | 1100.9 | 628.7 | 461.3 | 365.3 | 322.7 | 214.8 | 181.2 | 94.5 |
| 10.2V | 2815.6 | 1710.7 | 1056.3 | 618.8 | 454.4 | 360.4 | 318.8 | 212.9 | 179.2 | 93.9 |
| 10.5V | 2760.1 | 1666.2 | 1034.6 | 612.8 | 449.5 | 358.4 | 314.8 | 211.9 | 178.2 | 93.2 |
| 10.8V | 2674.0 | 1621.6 | 1002.9 | 606.9 | 445.5 | 347.5 | 312.8 | 210.9 | 177.2 | 92.7 |

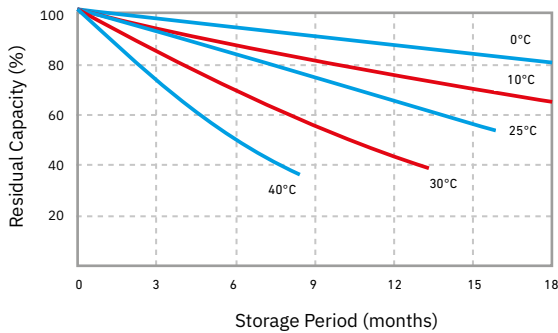
Discharge Characteristics Curve



Charge Characteristics Curve For Cycle Use (IU)



Residual Capacity



Float Life

